

PARTNERING FOR SUCCESS

ANOKA-HENNEPIN SCHOOLS 2024-25



A handbook for parents and guardians of kindergartners



Welcome to KINDERGARTEN

Dear Parent/Guardian,

Welcome to kindergarten! We are eager to work with you as you and your child prepare for kindergarten in the fall. We believe that parents are their children’s first and most powerful teachers. You can help your child be successful in school by becoming actively involved in his or her education.

This handbook includes ideas for ways you can help your child prepare for kindergarten, plus information about departments that provide services for your child.

The *Welcome to Kindergarten - Come Join Us* activity book you received at registration provides some simple activities for kindergarten preparation. Some your child can do alone and others are best when done with a parent, grandparent, or older brother or sister. The activities represent all the learning areas in kindergarten:

- English Language Arts, which includes reading, writing, listening, speaking and thinking
- Mathematics
- Science
- Social studies
- Health and physical development
- Art and music
- Personal and social development

Please take a moment to review Anoka-Hennepin’s elementary philosophy for all elementary schools on page three of this handbook. It stresses our belief in the importance of working with you as partners in your child’s learning and development.

If you have questions please feel free to call your school and talk with the principal.

We look forward to partnering with you to make your child’s kindergarten year an exciting learning experience.

Sincerely,

The principal and staff of your kindergarten school

If requested, this document will be provided in an alternate format for individuals with disabilities or in another language for individuals whose primary language is not English. A minimum of three days notice is needed. Please call the Family Welcome Center at 763-433-4680 to request an alternate format or language.

ANOKA-HENNEPIN SCHOOLS A FUTURE WITHOUT LIMIT

This handbook was prepared for parents and guardians of students who attend kindergarten in the Anoka-Hennepin School District.

Anoka-Hennepin is the largest school district in Minnesota and serves approximately 38,000 students and more than 245,000 residents living in 13 municipalities in Anoka and Hennepin counties. The district was established in 1952.

Educational Service Center

2727 North Ferry Street, Anoka, MN 55303
763-506-1000
ahschools.us

ADMINISTRATION

Cory McIntyre
Superintendent

Dr. Mary Wolverton
*Associate Superintendent,
Elementary Education*

Dr. Annette Ziegler
*Director,
Elementary Schools*

Ann Sangster
*Director of Elementary Curriculum,
Instruction and Assessment*

KINDERGARTEN HANDBOOK STAFF

Elementary Education

Karin Arnsdorf
Administrative Assistant

Communication and Public Relations Department

Jim Skelly
*Executive Director of Communication
and Public Relations*

Heather Peters
*Assistant Director of Communications
and Public Relations*

Design and Layout

Tammy Luukkonen



ANOKA-HENNEPIN
SCHOOLS

A future without limit



Table of contents

Welcome 1
 Table of contents 2

Introduction

Philosophy of elementary programs 3

Getting ready

What can I do to prepare my child for kindergarten?.....3-5
 Getting ready for the first day of school 6
 Early childhood screening 7
 Immunizations 8

Transportation

How will my child get to school?..... 9

Child Nutrition

What will my child eat for lunch? 10
 About Child Nutrition 10
 Meal payment and cost 11
 Request for diet modification 11

Health Services

Health information 12
 What if my child is ill? 13
 Medication guidelines 13
 Health Services provided 13
 Is my child well enough to attend school?..... 14
 Common illnesses 15-16

Programs to help all students succeed

State and Federal Programs 17
 English Language Program..... 17
 Special Education Services..... 18
 Section 504 Rehabilitation Act 18

Parent Involvement

Parenting 19
 Parent resource center 19
 Volunteering 19

Additional Information

Compulsory attendance law 20
 Helping your child learn: alphabet chart placemat21
 Adventures Plus21
 My Alphabet Chart 22
 Get connected to your school district 23
 Elementary school directory 24
 Translation Information 25



Introduction

Philosophy of elementary programs

At Anoka-Hennepin we believe...

- Children are valuable, unique, and capable of learning.
- Children develop intellectually, emotionally, physically, and socially with individual patterns of growth.
- Children need a foundation of skills and knowledge for independent learning.
- Children learn best in a challenging, nurturing and safe environment.
- Children are most successful when school, home, and community work together.

Kindergarten model

Students in Anoka-Hennepin attend all-day-every-day kindergarten in our 25 sites. The class size for kindergarten is 19-22 students.



What can I do to prepare my child for kindergarten?

Reading and literature

The kindergarten program is designed to build on the language children bring to school, and to promote interest in books and in learning to read. Reading and being read to builds vocabulary. Children who come into the school setting with a large vocabulary are generally more successful at learning to read. Read to your child every day, pointing to each word and tracking the print left to right. Talk about what you are reading and ask your child to recall simple story details of who, what, where and when. Ask your child to pick out rhyming words, or to think of a word that rhymes with one of the words from the story.

Kindergarten students are eager to learn to read themselves. You can help set the stage for emergent reading by making sure that your child can recognize his or her name and the upper and lowercase letters in print. You can do so by chanting the alphabet chart (distributed at registration) on a daily basis. In addition, encourage your child to begin associating sounds with each letter. You may also wish to explore the literacy activities that can be found at: <https://www.ahschools.us/Page/18570> to help build phonological and phonemic awareness. There are many interactive games that can be found on the Internet by searching for “alphabet games.” Other activities could include rhyming (eg “Which two words rhyme? bat, mall, cat”), alliteration (eg “Tasty tacos on Tuesday) and first-sound matching (eg “Whose name starts like brown bear? Brian, that’s right”).

Alphabet practice and strides prior to kindergarten will bring your child success in both reading and writing.



Getting ready

Communication skills

Talking is one of the most important things you can do with your child, as it helps to connect the spoken and written word. Engage in conversations with your child on a daily basis; while doing things like taking a walk, shopping in a store, visiting a zoo, or eating in a restaurant. The experiences will result in memories, which will provide a rich stimulus for kindergarten writing. Encourage your child to initiate or carry on conversations, by practicing the following steps when speaking or being spoken to:

- Take turns talking.
- Listen carefully to the person speaking.
- Ask others to share their thoughts and ideas.
- Look at the person speaking.
- Respecting others by not interrupting.



Writing

It is normal for children entering kindergarten to show an interest in writing, scribble writing or stringing random letters together. Provide materials such as crayons, chalk, markers, pencils and paints, to help your child explore with print. Handwriting guidelines can be found on the back of the alphabet placemat (distributed at registration).

Engage your child in looking for and recognizing words in print, while reading, shopping, waiting at a clinic, or riding in a vehicle. Make sure that your child is able to recognize his or her own name in print, and begins learning to write it prior to kindergarten. You may wish to start by providing a visual example, labeling your child's personal belongings around your home.





Math

It is recommended that incoming kindergartners be able to count to 20; recognize numbers to 10 and write at least some of them; count 10 objects; notice and copy patterns in their world as well as create simple patterns of their own. Kindergarten teachers are prepared to work with all children regardless of their skills and experiences when school starts.

These next few months are a perfect time to celebrate and build upon your child's skills and understandings every day.

- Count to 20 or more.
- Count and compare sets to 10; read and write numbers to 10.
- Invent different ways to make a total of 3, 4, 5 or 6 objects.
- Sort collections in different ways.
- Copy, extend and create ABCABC repeating patterns, using small toys, pasta, pictures or household items.
- Count while you wait for the cup to fill, the tub to drain, the microwave to beep, the toast to pop up, the traffic light to turn green and so on.
- Set action challenges: Can you take 6 big steps and 3 little steps? How about 2 hops and 4 medium size steps? Can you turn around 3 times, sit down and count to 8? How long can we keep the balloon in the air? Let's count while we bat it back and forth.

- Blowing bubbles is always fun. Try counting as many as you can before they pop.
- At the grocery store, ask your child to count the items you want to buy like 6 oranges or 7 cans of cat food.
- When you're on a walk or in the car, read house numbers, license plate numbers and numbers on signs.
- Play simple card and board games: Go Fish, Concentration, Chutes & Ladders, Sorry, Candy Land and checkers.
- Search for shapes everywhere: circles in the kitchen, squares in the bathroom, rectangles in the bedroom, triangles at the park and so on.
- Work together to build with blocks, Duplos, Magna-Tiles, Legos, Tinker Toys and found objects of all sorts. Draw pictures or take photos of your creations.
- Plant something together then measure and record its growth over time.
- Visit the library and find books about counting, measuring, shapes and other math topics. Here are some good ones:
 - *One Duck Stuck* by Phyllis Root
 - *Quack and Count* by Keith Baker
 - *Splash!* By Ann Jonas
 - *Waiting* by Kevin Henkes
 - *Turtle Splash! Countdown at the Pond* by Cathryn Falwell
 - *More, Fewer, Less* by Tana Hoban
 - *Chicka Chicka 1, 2 3* by Bill Martin
 - *The Most Amazing Hide-and-Seek Numbers Book* by Robert Crowther
 - *Twenty Trucks in the Middle of the Street* by Mark Lee
 - *One Moose, Twenty Mice* by Clare Beaton

For more ideas and resources, go to www.mathlearningcenter.org/families

Social development

Following rules, respecting people and property, following routines, playing and cooperating with others, accepting others, finding peaceful solutions to conflicts are all skills crucial to your child's success in the classroom. You can encourage social development by providing structured opportunities for your child to interact cooperatively with other children and adults in the neighborhood, family or community settings.

Self-management

Kindergarten provides many opportunities for children to follow rules and routines, manage transitions and materials respectfully. You can help your child prepare for kindergarten by giving them responsibility for picking up toys, cleaning up play areas and caring for materials. Offer your help, but don't do all of the work! Personal care skills should be performed independently – especially toileting, dressing, hand washing, opening lunch/snack packaging, and eating. It is recommended that you send a spare underwear in your child's back pack for the first few months of school.

Fine motor skills

Fine motor skills involve the small muscles of the body that enable such functions as writing, grasping small objects and fastening clothing. You can help your child develop fine motor strength by encouraging drawing using markers, crayons, colored pencils and chalk. Drawings needn't be perfect, and scribbling is just fine for developing fine motor skills. Other activities such as playing with clay, picking up small objects with tweezers or tongs, and snipping paper with scissors build fine muscle control and are enjoyable.

Gross motor skills

Gross motor skills are important for major body movement, balance and coordination. Gross motor abilities share connections with other physical functions. A child's ability to maintain upper body support, for example, will affect his or her ability to sit upright in class and to write. You can help your child develop gross motor strength by encouraging activities such as movement to music, walking/running, swimming, riding tricycles/bikes, pushing/pulling wagons, skipping, jumping, climbing, crouching, swinging, sliding and navigating obstacle courses.



Getting ready for the first day of school

Do you remember your first day of school? Were you excited? Frightened? Sad? Your childhood memories about the first day of school will influence how you feel about your child starting school. You may have mixed feelings about the start of school – excitement for your child on the one hand, but a sense of loss on the other. You may be worried about how your child will cope with new routines and strangers. Your attitude toward the start of school can help set a positive tone. If you are worried or anxious, try not to pass those feelings along.

Your child may also have some mixed feelings – worry about not knowing the teacher or the other children in class, but also excitement about a new adventure. If your child feels prepared and knows what to expect, he or she will more likely be ready for independence and to view the start of school as a positive experience.

Here are some tips for the last few weeks leading up to the start of school:

- Talk about the first day and what your child may experience. Focus on the positives of going to school.





Getting ready

- Practice walking to school or to the bus stop often so it begins to feel like a familiar routine. If your child will be riding the bus, review safety rules.
- Practice going to bed and getting up on the new schedule that will be required for school. Children ages five to six need at least 10 hours of sleep per night.
- Get up early enough so your child can eat a calm, unhurried breakfast.
- Gather comfortable clothing. School clothes should be suited for the day's weather and be comfortable and durable for physical activities. They should also be washable, as kindergarten exploration can often be a bit messy. Look for clothing, jackets, shoes and boots that are easy for your child to put on, take off, and fasten as independently as possible.

On the first day of kindergarten:

- Serve your child's usual breakfast, or better yet let them have breakfast at school, it's free for all kindergartners!
- A healthy breakfast will help your child to be more attentive and "ready to learn."
- Help your child to dress in comfortable clothing that they are accustomed to wearing.
- Keep conversations and routines as normal as possible.
- Remind your child how he or she will get home from school.
- Assure your child that you are excited for him or her to go to kindergarten and that you look forward to greeting them and hearing all about the school day.
- When you say goodbye on the first day, make it quick and reassuring, with a warm hug.

Early childhood screening

Did you know that screening is required for kindergarten entry into public schools? If your child has not yet gone through an early childhood screening, schedule an appointment as soon as possible for this important step. The screening is offered by the district at no cost to all children who live within the boundaries.

Screening is an early look at a child's development. It is required by the state of Minnesota for kindergarten entry into public schools. It is not a test to determine if your child is ready for kindergarten. If you have questions about your child's readiness for kindergarten, talk with your school's principal.

The screening is conducted by qualified professionals to help identify specific needs a child may have in these areas:

- Fine motor and gross motor skills.
- Speech and language development.
- Cognitive and social development.
- Vision and hearing.
- Height and weight.
- Immunizations and a health history review.

There will be time for you to review the results with the screeners and discuss any concerns you may have.

Suggestions or referrals for follow-up services will be made when necessary. This screening is not a substitute for on-going health care by a family physician, dentist or other health care providers.

To schedule an appointment:

- Register for a screening appointment on our website. ahschools.us/earlychildhoodscreening
- OR call 763-433-4910. If you use a TTY#, please call by using Minnesota Relay at 1-800-627-3529 or 711.
- Screening appointments are scheduled year round. Please allow approximately one hour for the screening appointment.
- Accommodations needed to complete the screening should be arranged at the time the appointment is scheduled. (Interpreters)
- Please make every attempt to keep your appointment. Call 763-433-4910 as soon as possible if it is necessary to cancel your appointment.
- If Anoka-Hennepin schools are closed for bad weather, early childhood screening will also be closed. Closing announcements are made on the district website: ahschools.us, social media pages, local TV channels and WCCO radio.
- Please try to make arrangements for the care of other children, so the child being screened will have your full attention.



Location

Early childhood screening takes place at three locations, Blaine Early Childhood Center, Riverview Early Childhood Center and Sorteberg Early Childhood Center.

Children may be screened in other ways:

- A family physician may provide a health and developmental screening. Call the screening office, 763-433-4910, to obtain a form to be completed by the doctor. Visit ahschools.us/earlychildhoodscreening to access the form.
- If your child has been screened by another district, please forward a copy of the screening results to Anoka-Hennepin's Screening department. Email results to earlychildhoodscreening@ahschools.us
- Parents have the right to be a conscientious objector to the developmental screening process (a statement signed by parents must be provided to the Screening department if parents choose this option). On Website.

For more information call the early childhood screening office at 763-433-4910.

What immunizations does my child need to start school?

State law requires that children be immunized against nine diseases to enroll in a Minnesota school. Before the time your child enters school he or she should have received no less than:

- 5 doses of diphtheria, tetanus and pertussis (DTaP). The final dose must be received after the fourth birthday.
- 4 doses of polio vaccine. The final dose must be received after the fourth birthday.
- 2 doses of measles, mumps, rubella (MMR) vaccine after the age of 12 months.
- 3 doses of Hepatitis B immunizations (HBV).

- 2 doses of varicella.

The exception would be if your child received the fourth dose of DTaP and the third dose of polio after he or she was 4 years of age, then four and three doses would be sufficient.

If your child has had chickenpox disease or a medical reason that does not allow them to receive chickenpox vaccine, you must have a doctor sign a form stating that the child does not need to get a varicella shot. Your medical provider is required to provide the year your child had the chickenpox disease.

Do I need any proof of immunization?

To comply with the law, you must submit appropriate documentation of your child's immunization record to the school principal or health staff before beginning school. This documentation may be in one of the following forms:

1. A record of the month, day, and year immunizations were given, signed by your physician/clinic or public immunization clinic, or
2. A copy of the month, day, and year immunizations were given from your own records, signed by you.

Are there exemptions?

The law allows certain exemptions to the immunization rule:

1. If your child cannot receive a required vaccine for medical reasons, you may submit a statement signed by a physician that will exempt your child from that particular requirement.
2. If immunization goes against your personal belief, you may submit a notarized statement that will exempt your child from immunization requirements.

We urge you to make note of these immunization requirements and to prepare now so your child will be able to begin school. If you have any questions, please call your child's school or the district's school Health Service office, 763-506-1568.

Does my child need a physical examination or vision exam?

Although it is not required for kindergarten, an annual physical examination is always a good idea. If you do not have a family physician, the clinics listed below are good resources for low cost health care.

- Central Avenue Clinic, 612-588-9411
- Fremont Community Health, 612-588-9411
- St. Mary's Health Clinic, 651-287-7777
- Anoka County Immunization Info Line, 763-324-4240
- Neighborhood HealthSource - North Metro Clinic, 612-588-9411

School nurses can help obtain free and reduced cost glasses and vision checks for children of families who have financial needs. Please check with your school nurse.

Transportation



Is my student eligible for transportation?

Bus service is available for students who live within their school's designated attendance area. To be eligible for a ride, students must live one mile or more from school, or live less than one mile from school and cross specific hazardous roadways. It is assumed all eligible students will ride both mornings and afternoons. If your student is eligible, but does not plan to ride, or will only ride one way, please let us know by completing the **Transportation Opt-Out Form**.

Which address does transportation use for routing?

It is assumed all eligible riders will be picked up and dropped off at the stop nearest their primary home residence. However, an alternate address located within the school's attendance boundary can be designated for morning pick-up and/or afternoon drop-off. Drop-off addresses must be consistent everyday of the week. If your student needs service to or from an alternate address or day care facility, please complete the **Day Care/Alternate Address Request Form**.

Where can I find the mentioned transportation forms?

Forms are available on-line at ahschools.us/transportation

When should forms be completed and how do I make changes throughout the school year?

Please complete forms prior to August 15th for the start of any new school year. You may update your student's primary home address by contacting your school office. For all other transportation data, simply complete and submit a new form. Please note, changes requested during the school year may take 3-5 school days to complete. During this time, it is the parent's responsibility to transport.

How do I know which bus my student rides?

If your child is eligible for transportation, you will receive a postcard in the mail about a week before school starts. Individual bus information is also posted on-line through A-H Connect at ahconnect.anoka.k12.mn.us

When should my student be at the bus stop?

Students should always arrive at the bus stop five minutes before the scheduled pick-up time.

Could my student's bus information change during the year?

Yes. Scheduled bus pick-up and drop-off times can vary slightly over time. Notices are typically sent home for major route changes, but it is recommended you frequently visit A-H Connect for your student's most up-to-date bus information.

Do you have a bus tracking app?

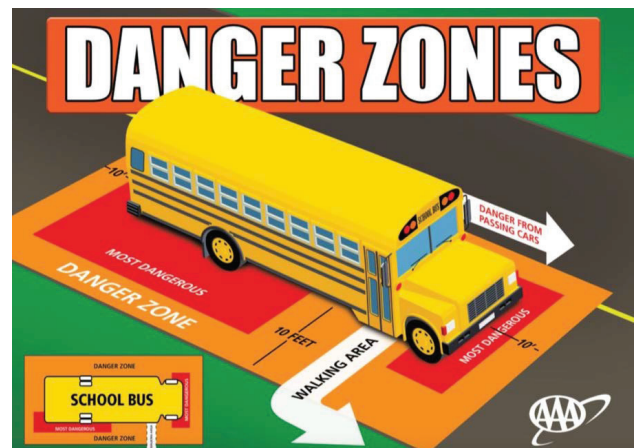
Yes. Downloads and more details can be found on-line at ahschools.us/busapp

What is the expectation for proper behavior?

As per Minnesota Statute 123B.90, "Riding a school bus is a privilege, not a right." The Anoka-Hennepin School Board has adopted Policy 709, *Student Transportation Safety*, which includes rules, regulations, and guidelines that promote the safest possible ride for any students on all transportation vehicles. This policy, among others, can be found at ahschools.us/policies

Who should I contact if I have more questions?

Call the Transportation Department at 763-506-1125, send an email to transportation@ahschools.us, or visit us on-line at ahschools.us/transportation





Child Nutrition

One free reimbursable breakfast and one free reimbursable lunch are available to your student each school day. Free meals are available due to the passage of the Minnesota Free School Meals Bill that passed in March of 2023.

To receive a meal, students will use their student ID number, school issued ID card, or the SchoolCafe app (secondary schools) to access their meal account.

Students will be offered a variety of options for breakfast and lunch. Menus can be found at ahschools.us/menus. Child Nutrition staff will assist your student to make sure they have the right amount of food to make their choices a complete meal and meals must include a fruit or vegetable serving to make their meal complete. While students must take a minimum serving of a fruit or vegetable, at Anoka-Hennepin Schools we offer our students the option to choose as much as they care to eat of fruits or vegetables, as long as it is a reasonable amount that can be eaten during the meal period.

Note that free meals are complete meals only. Students who do not want the complete meal, or only want specific items will be charged A la Carte pricing for these items.

Examples of A la Carte purchases would be:

- The entree portion of the day only, \$3.00 each.
- Milk purchased separately from a meal, \$.50 each.
- Snack items and beverages such as bottled water, sports drinks, etc. (prices vary)

To purchase any A la Carte item students must have money in their meal account. Charging is not allowed.

Online meal account payments can be made in SchoolPay by logging in to your parent AHConnect account. Click on MyStudentInformation, then Fee, then Food Service, then Add Funds. There is no fee to make online payments. Payments



may take up to two hours to show up in your students meal account. Balances are only uploaded to SchoolPay nightly so if you make a payment during the day the new balance won't be displayed until later that night.

For assistance with AHConnect usernames and passwords contact the Anoka-Hennepin Help Desk at 763-506-4357.

Application for Educational Benefits

All parents should continue to complete the Application for Educational Benefits. This can easily be done online when parents or guardians are completing the annual online registration process, or they can go to ahschools.us/freereduced then click on the link at the top of the page that says "To Apply please login...". You will then create an account (or login to your existing account) in SchoolCafe where the application can be completed.

The Application for Educational Benefits is not just for meals but provides free or reduced fees for students for school fees such as athletics, band, field trips, lab fees, testing fees, metro transit, etc. If you qualify for benefits, you may be eligible to receive the Summer EBT benefit also.

This application needs to be completed every school year to receive these additional benefits.

Want your school to receive more educational funds? By filling out the Application for Educational Benefits your school receives additional funding for educational programs based directly on the number of students who qualify for the benefits.

If you prefer to complete a paper application, call the Child Nutrition office at 763-506-1240 and we will send one to you.

Child nutrition

Special diet accommodations

Diet accommodations are governed by state and federal regulations. Lactose-reduced or soy milk is available to a student with a written request from a parent/guardian.

Complete the Request for Lactose-Free Milk or Soy Milk form and submit to the Child Nutrition supervisor at the students' school or email it to mealmodifications@ahschools.us. The form can be found at ahschools.us/dietform.

All other requests for meal modifications require a completed Diet Modification Request form signed by a licensed Doctor of Medicine (M.D.), Clinical Nurse Practitioner (CNP), Doctor of Osteopathy (D.O.) or Physician's Assistant (P.A.C.) and by a parent or guardian. The form can be found at ahschools.us/dietform. It is important that all required fields of the form be completed. Incomplete forms can not be processed.

Physician letters, verbal or email requests to school staff, nursing staff, or to the Child Nutrition office do not meet USDA requirements to make a meal modification.

Parents can email the completed form to mealmodifications@ahschools.us, mail it to Child Nutrition Program, 2727 N. Ferry St., Anoka, 55303, or fax it to 763-506-1253.

Requests may take up to 10 days to be accommodated. Additional time may be required at the beginning of the school year or for complex diets. Incomplete documents will be returned for completion.

Homemade food and snacks

There may be special occasions for students to share snacks with their class. Food provided by parents or guardians to a classroom should be consistent with the district's wellness policy. Please send only pre-packaged snacks to school for class events; an ingredient list must be available. Homemade food cannot be handed out to children. Schools may serve students only foods obtained from sources approved and inspected by federal, state or local regulatory authorities. approved.

The Application for Education Benefits (free and reduced meals) can also be completed online after August 10th each year. Go to ahschools.us/freereduced. A letter will be mailed to you notifying you if you have been approved or not.

Providing healthy food options to classrooms

The district physical wellness policy is part of an effort by the federal government to encourage more healthy eating and exercise during the school day. The policy is designed to promote nutritious choices for any food that students may encounter during the school day, from the cafeteria to the classroom.

To meet the goals of the district's wellness policy, parents and guardians should think of healthy options when they want to bring food to a classroom. You may ask, what's the harm with a cupcake, cookie or piece of candy, etc., once in a while? The occasional treat is not the problem. Unfortunately, sugary, fat filled and generally unhealthy treats have become the norm rather than the exception. Most sweet treats are high in fat, high in sugar, and low in nutrients. In addition, prepackaged sweets and treats are high in trans-fats and preservatives; many nutrition experts recommend limiting consumption of these kinds of fats and additives. Ultimately, we want our students to have more choices than just sweets. Regular exposure to nutrient rich foods makes it easier for children to learn how to make healthy choices. We want to teach children that the healthy choice is the better choice.

Here is a list of suggestions for healthy snacks to provide to Anoka-Hennepin classrooms. Check with your child's teacher or the school nurse before bringing food with nuts or other potential allergens. Pre-packaged, individual portions of the foods listed below also are great snacking ideas anytime.

- Instead of soft drink/pop: 100 percent juice, flavored water (no sugar added), low-fat or non-fat plain or flavored milk.
- Fresh fruit assortment.
- Dried fruit and 100 percent fruit snacks.
- Vegetable portions with low-fat dip.
- Whole-grain crackers with cheese.
- Pretzels, low-fat popcorn, rice cakes, bread sticks, graham crackers and animal crackers.
- Low-fat pudding, low-fat yogurt.
- Low-fat breakfast or granola bars (look for brands low in sugar, too).
- Trail mix or cereal mix (whole-grain, low sugar cereals with dried fruits, etc.).

Healthy classroom celebration snacks are also available from the Child Nutrition program. We offer fun, healthy foods including fruits, vegetables, low or non-fat dairy and whole grains. It's the convenient way to buy fresh, healthy snacks for your child's class - no more worrying about last minute trips to the store! Contact the Child Nutrition site supervisor at your child's school.



Health services

School health services

Good health and scholarship go hand in hand because healthy kids are better learners. Health Services recognizes that parent caregivers are the single most important influence on their children. Parents and school staff need to keep in close touch as children begin their school career.

If you have questions about school Health Services please contact your school's registered nurse.

What health information do I need to provide about my child?

Entrance health requirement

Immunization against measles, German measles, mumps, diphtheria, tetanus, whooping cough, polio, hepatitis "B" and varicella are required by Minnesota state law before any child may attend school. Parents must provide the information regarding the month, day, and year of each immunization to the school prior to kindergarten attendance (For more details see pages 7 and 8).

Emergency information

You will be asked to complete online emergency information for your child at the beginning of the school year. This information is essential so parents may be contacted when children become ill, need to be sent home, or in an emergency. It is very important to list friends or neighbors who may be called and who are willing to provide transportation if you are not at home.

Special health problems

When children have special health problems (diabetes, asthma, heart problems, seizure disorders, etc.) parents are urged to provide the school with medical reports so that appropriate arrangements and accommodations may be made. Nurses are alert to the special needs of students and can assist with modifications during the school day.

School health record

Minnesota state law requires schools to maintain a permanent health record for every child showing immunizations and health conditions throughout the school years, kindergarten through grade 12.

Parents are requested to notify the school of health problems, updated immunizations, and other conditions affecting the health of their child. After graduation, this record will be filed permanently.





What happens if my child has special medical conditions or gets sick or injured at school?

Health services staff

All elementary schools have a health service paraprofessional on duty throughout the day to attend to sudden illness and emergencies. A registered nurse consultant is also available to students and families when special health problems exist.

School health rooms

All schools have health rooms equipped with cots and basic first aid supplies. Minor scrapes and bruises are attended to and parents we contacted if the child needs to go home or requires medical attention. If immediate medical attention is required, the emergency medical transportation team will be called and the child taken to the nearest hospital.

School guidelines for student medication

School health staff may give prescription medication to a student with written permission from the medical provider and parent/guardian. Please follow these procedures.

1. The parent/guardian shall bring all prescription medicines to the school Health Service.
2. If this is not possible, the following procedure must be followed:
 - a. The parent/guardian must count the number of pills in the prescription labeled bottle.
 - b. The parent/guardian must seal the medicine bottle with tape and write the number of pills on the tape, or, after counting the pills, the parent/guardian must place the prescription labeled bottle of medicine in an envelope, seal it, and write the number of pills on the envelope.

- c. If the medication is in liquid form, the parent/guardian must draw a line indicating the level of liquid medicine in the bottle.
 - d. The parent/guardian will send the medicine to school with the student, instructing him/her to take the medicine to the school Health Service office upon entering school.
 - e. The nurse/health paraprofessional will count the medicine upon its arrival in the School Health Service office; if there is a question, the parent/guardian will be contacted.
3. Anoka-Hennepin School Health Services personnel are not available to give medications before and after-school hours during activities. Therefore, medications, including inhalers, are not accessible to students or staff before and after-school hours. If students participating in before and after-school activities anticipate the need to use inhaler medicine before, during, or after the activity, they may take their inhalers from the school Health Service at the end of school and return them the following day.
 4. All discontinued medication must be picked up by the parent/guardian from the school Health Services or it will be disposed of appropriately.

Field trip medication procedures

Schools also follow strict procedures for administering medication to students while they are on field trips. School Health Services personnel and teachers work together to ensure that students receive regular daily as well as emergency medication if needed while on field trips. For more information on this, please call your school Health Services office.

What health services does the school provide?

Health problems that may interfere with a student's safe and successful school career are identified and evaluated through routine screenings, and careful observation. If indicated, professional treatment may be recommended. School programs or environment may be modified or adapted to the student's individual needs. Parents are encouraged to contact school Health Services with their concerns.



Dental health

The overall health program in the elementary grades emphasizes dental hygiene.

Vision screening

Children are screened in elementary school and once in middle school for potential vision problems. Parents are contacted if an eye examination appears warranted.

Hearing screening

Children are screened in elementary school for potential hearing problems and parents are contacted if it appears there are hearing difficulties. Young children are very prone to ear infections and often require prompt medical attention.

Health teams

School personnel work together with the family for the general well being of all school age children. Conferences are held to evaluate student health problems and assist in adjusting the student's school program.

Allergies and asthma

Frequently, children have various allergies and/or asthma. It is important to make the school Health Service aware of medical conditions.

Is my child well enough to go to school?

Parents are frequently concerned about when students should stay home from school because of illness. You can expect your child to be ill five to seven days during a school year. It is important to have a child care plan for the days your child is ill and must stay home from school.

Here is some information that can help you decide if your child should stay home:

- If a student has had a fever of 100 degrees or more, the student should stay home for 24 hours after the temperature returns to normal without fever reducing medication.
- If a student has vomited or had diarrhea, the student should stay home until 24 hours after the last episode.
- If a student has had any rash that may be disease-related or the cause is unknown, check with the family physician before sending the student to school.
- If a student is ill, please call the school daily to report illness.

Remember that a child who is ill with an infectious disease can spread the disease when in contact with others in the family and community.

Frequent handwashing is one of the best ways to limit spread of disease. Set a good example by washing your hands often and helping your child develop good handwashing habits.

If you have questions about these guidelines or your child's illness, please call your school nurse or family physician.

Common concerns about school-aged child health chart (on pages 15 and 16) references:

- Infectious Diseases in Child Care Setting, <http://www.hennepin.us/childcaremanual>
- Epidemiology Program of Hennepin County Community Health Department
- 2021 Red Book Report of the Committee on Infectious Diseases, American Academy of Pediatrics 32nd Edition
- Control of Communicable Diseases Manual, American Public Health Association, 21st Edition

Health Services

COMMON CONCERNS PARENTS HAVE ABOUT THE HEALTH OF THEIR SCHOOL-AGE CHILD

DISEASE	SYMPTOMS/SIGNS	INCUBATION PERIOD	SCHOOL ACTION AND COMMENTS ON COMMUNICABILITY	SOURCE OF INFECTION AND MODE OF TRANSMISSION
Chickenpox (Varicella)	Fever and skin rash that comes in crops. Rash begins on the chest, back, under arms, neck, and face; changes to blisters and then scabs.	Usually 14-16 days; can be as long as 3 weeks	Exclude from school until blisters have dried into scabs, usually about 6 days after the rash appears. Shingles, is caused by inactive varicella from your own previous case of chickenpox. Exposure to fluid from the blisters can cause chickenpox in another person. Exclusion for shingles is only necessary if the blisters can not be covered, in which case exclusion is until blisters are dried into scabs.	Virus spread by direct contact with the blister fluid or by droplets - from the nose and throat of an infected person during sneezing and coughing. Readily communicable. One attack usually confers immunity. DO NOT give aspirin as there is a risk of Reye Syndrome. Children on immuno-suppressive drugs are at high risk.
Cold sores (Herpes Simplex)	Cold sores (fever blisters) appear on the lips and face, less often in the mouth. Sores usually crust and heal within a few days. May be confused with impetigo.	2 to 14 days	No exclusion necessary for mild oral herpes in children who are in control of their mouth secretions.	Virus is transmitted by direct contact with infected persons, a majority of whom have no apparent infections.
Common Cold Respiratory Infections	Runny nose, sneezing, chills, tiredness, fever, muscle aches, sore throat, cough.	Colds: 1 to 3 days. Other acute respiratory illness: up to 14 days	Exclude from school until child is without fever for 24 hours and is well enough to participate in normal, daily activities.	Virus spreads by close contact with an infected person. By breathing, coughing and sneezing. By touching contaminated objects or surfaces.
Fifth disease	Rarely any symptoms other than a rash ("slapped cheek") that begins on cheeks; later found on the backs of arms and legs. Rash is very fine, lacy, pink, and tends to come and go in sunlight or heat.	4 to 21 days	No exclusion necessary unless fever is present.	Human Parovirus B19 spread through contact with infected respiratory secretions; good hand washing decreases transmission
Influenza	Sudden onset of fever, headache, muscle pain, generalized discomfort, cough and sore throat.	1 to 4 days	Exclude from school until temperature has been normal for 24 hours and child is well enough to participate in normal activities.	Virus spreads directly through coughing, sneezing, and contact with nose or throat discharges of patient.
Impetigo	Blister-like sores that form an oozing, sticky, yellow crust and itching.	Usually 1 to 10 days	Exclude from school until child has been treated with antibiotics for at least a full 24 hours. Encourage good handwashing. Avoid close contact with other children.	Bacteria spreads by direct contact with persons or articles freshly soiled with discharges from nose or throat of patient; airborne transmission also occurs. Usually caused by staphylococcus or streptococcus.
Infectious mononucleosis	Fever, sore throat, tiredness and swollen glands, especially behind the neck. Sometimes there is a rash. Often children have no symptoms at all.	4 to 6 weeks	Exclude from school until the child is well enough to return to normal activities.	Epstein-Barr virus spreads person to person through saliva; spread can also occur by kissing or sharing items such as drinking cups, bottles or toys.

DISEASE	SYMPTOMS/SIGNS	INCUBATION PERIOD	SCHOOL ACTION AND COMMENTS ON COMMUNICABILITY	SOURCE OF INFECTION AND MODE OF TRANSMISSION
Lice (head)	Itching of the scalp. Look for: crawling lice in the hair and scratch marks on scalp or back of neck at hairline.	Nits (eggs) hatch in 7 to 10 days	At end of school day, exclude from school until first treatment is completed.	Louse transmitted primarily by direct contact with infested persons. Lice can also be transmitted through combs, brushes, bedding, wearing apparel, headwear including hair ornaments, helmets, and sleeping bags.
Hand, foot, and mouth disease	Sores occur toward the front of the mouth, on the sides of the tongue, inside the cheeks, and on the gums; may last 7-10 days. In most cases, sores can be found on the palms of the hands, the fingers, and the soles of the feet. A low-grade fever may last 1 to 2 days.	Usually 3 to 6 days	Exclude until temperature is normal for 24 hours and child is well enough to participate in normal daily activities. Sores may still be present.	Coxsackievirus spreads through contact with nose and throat discharge and stool of infected persons. Handwashing important.
Pink eye (Conjunctivitis)	<u>Bacterial</u> : pink or red conjunctiva with pus that causes matting of the eyelids, pain or redness of eyelids. <u>Viral</u> : pink conjunctiva with clear watery discharge and without pain or redness of eyelids.	1 to 12 days	Refer for medical diagnosis and treatment; no exclusion necessary unless fever present.	Most are viral in etiology, some bacterial. May be spread through hand-eye contact.
Ringworm	<u>Body</u> : Ringworm appears as flat, spreading ringshaped lesions. The edge of the lesion may be dry and scaly or moist and crusty. As the lesion spreads outward, the center often becomes clear. <u>Scalp</u> : Ringworm may be hard to detect in the early stages. It often begins as a small, scaly patch on the scalp. Mild redness and swelling may occur. Infected hairs become brittle and break off easily.	Body: 4 to 10 days, Scalp: 10 to 14 days	Exclude from school until 24 hours after treatment has been started. Lesions must be covered when participating in contact sports.	Fungus spread by contact with infected person, animal or contaminated articles.
Scabies	Rash and intense itching which may be more severe at night. Common locations to see the rash are folds of skin between fingers, around wrists, elbows, and armpits. Other areas where rash may appear are knees, waistline, thighs, male genitals, abdomen, chest, and lower portion of buttocks. Infants may be infected on head, neck, palms, and soles of feet.	2 weeks - 2 months: Symptoms may appear in less than 1 week if the person has had scabies before.	Exclude from school until 24 hours after treatment begins.	Mite is transferred by direct contact with skin or through shared bedding, towels, and clothing of a person with scabies. Treat all members of household at the same time.
Streptococcal sore throat/scarlet fever	Sudden onset of fever, sore throat, swollen glands, headache, abdominal pain, nausea and vomiting in severe cases. With scarlet fever a very fine raised rash is present. A fuzzy, white tongue may occur. The rash appears most often on the neck, chest, in folds of the armpit, elbow, groin, and the inner thigh. Later there may be peeling of the skin on the fingertips and toes.	Usually 1 to 3 days	Exclude until throat culture report is received. If positive for strep, exclude from school until 12 hours after antibiotic treatment is started and until clinically well. Communicable until 24 hours after treatment is started. Exclude from school until temperature has been normal for 24 hours.	Bacteria spreads directly from nose and throat discharges of infected persons.

References: Infectious Diseases in Child Care Setting, <https://www.hennepin.us/childcaremanual>. Epidemiology Program of Hennepin County Community Health Department. 2021 Red Book Report of the Committee on Infectious Diseases. American Academy of Pediatrics 32nd Edition. *Control of Communicable Diseases Manual*, American Public Health Association, 21st Edition.



Programs to help

Programs to help all students succeed

Supplemental Programs

Supplemental Programs provide kindergarten students with opportunities to receive additional support in acquiring the knowledge and skills they will need to achieve proficiency at grade level.

The goal of the Supplemental Programs teachers working with identified students is to increase student academic success by providing additional reading and/or math instruction and activities that support district curriculum. Students receive this academic assistance during the normal school day, either in the regular classroom or in a special area.

Parents are often concerned when a teacher has suggested their child is in need of additional academic support in kindergarten. Research has proven that additional support received early in a child's school experience can give children the boost they may need to increase learning and build self-esteem and joy in the knowledge that they are successful learners.

For more information, talk with your principal.



English Learner Program (EL)

For any multilingual students who are still acquiring English, there is an English language development program available at all elementary schools in the district.

Students eligible for the EL program are identified through a two-step process: 1) identification of the primary home language provided by parents/guardians on the Minnesota Language Survey. 2) screening for English language ability using a state-approved language assessment.

The Family Welcome Center assesses and identifies the language level and academic needs of English learners who meet the eligibility criteria.

For more information on EL programs, call the Family Welcome Center at 763-433-4680. Interpreters are available upon request.





Special Education programs and services

Special education services are available for kindergarten students who have disabilities:

- If the disability meets state criteria, and
- If the child demonstrates the need for services.

Parents/guardians are invited to participate as team members with the kindergarten teacher and special education teacher in developing an individual education plan (IEP) to meet their child's specific special education needs. In general, students with disabilities who are kindergarten-age will attend the school that serves their neighborhood.

There are a number of specialized special education programs that are geographically located throughout the district. These programs serve students with severe disabilities who require intensive special education services not available in the neighborhood school.

Students who demonstrate a “substantial limitation in a major life activity,” such as talking, learning, socialization, eating, sleeping, walking, standing or concentrating are eligible for an evaluation and, if appropriate, an Accommodation Plan.

Parents participate as team members in identification and development of an Accommodation Plan for their child. For more information on special education programs call 763-506-1350; 504 Accommodations call 763-506-1017.





Parent involvement

Parent Involvement program

Parents are their children's most important educators throughout their learning years! That's what Anoka Hennepin's Parent Involvement program is all about supporting caring adults as they parent, volunteer and lead.

Parenting

Social media

Keep up with the latest on parenting, child development and student success. Follow Anoka-Hennepin Parent Involvement on Facebook and Instagram.

Parent Resource Center

The **Parent Resource Center** is a collection of books, DVDs, games and more for the families and staff of Anoka-Hennepin. Families are welcome to stop-in, call or browse our library online.

- **Stop-in:** Use the self-service check-out to borrow materials. Enter Door 1 on the west side of the Educational Service Center, located at 2727 N Ferry St., Anoka, MN 55303
- **Call:** Call-in to discuss your resource requests and we can send your selections to your child's school for him or her to bring home to you. Contact 763-506-1278 or parentinvolvement@ahschools.us
- **Online:** Browse over 1,000 titles and reserve the ones that you would like to borrow.
- Visit www.opac.libraryworld.com
- Search for library name: "AHPRC" (no password is required)



Volunteering

Parents, grandparents and community members are all welcome to volunteer in our schools. Volunteer opportunities include helping students and teachers in their classrooms, chaperoning field trips, presenting about jobs or military experience, coaching, helping with school events and much more. Approximately 11,000 volunteers contributed almost 200,000 hours helping in Anoka-Hennepin schools, a contribution valued at almost \$4.7 million. More than 64,000 of those hours were helping in the classroom.

For more information on how you can volunteer, talk to the Volunteer Services Coordinator (VSC) at your local school, or contact 763-506-1278, or visit parentinvolvement@ahschools.us.

Parent Teacher Organizations

- Each elementary school in Anoka-Hennepin works closely with a parent-teacher organization. These organizations are friends of our schools, supporting and supplementing students' learning. They are an important part of the community. For more information, call 763-506-1278 or your school's office.



Additional information

Is my child required to attend school? Minnesota's Compulsory Education Law (120A.22)

Under the Compulsory Education Law, students between the ages of 7 and 16 are required to receive instruction each year. Children under age 7 who are enrolled in kindergarten or a higher grade are also subject to the law.

Subdivision 1: Parental responsibility. The parent of a child is primarily responsible for assuring that the child acquires knowledge and skills that are essential for effective citizenship.

Subdivision 5: Ages and terms. (a) Every child between 7 and 16 years of age must receive instruction. Except as provided in subdivision 6, a parent may withdraw a child under the age of 7 from enrollment at any time.

Subdivision 6: Children under 7. (a) Once a pupil under the age of 7 is enrolled in kindergarten or a higher grade in a public school, the pupil is subject to the compulsory attendance provisions of this chapter and section 120A.34, unless the board of the district in which the pupil is enrolled has a policy that exempts children under 7 from this subdivision.

- (b) In a district in which children under 7 are subject to compulsory attendance under this subdivision, paragraphs (c) to (e) apply.
- (c) A parent or guardian may withdraw the pupil from enrollment in the school for good cause by notifying the district. Good cause includes, but is not limited to, enrollment of the pupil in another school, as defined in subdivision 4, or the immaturity of the child.



- (d) When the pupil enrolls, the enrolling official must provide the parent or guardian who enrolls the pupil with a written explanation of the provisions of this subdivision.
- (e) A pupil under the age of 7 who is withdrawn from enrollment in the public school under paragraph (c) is no longer subject to the compulsory attendance provisions of this chapter.
- (f) In a district that had adopted a policy to exempt children under 7 from this subdivision, the district's chief attendance officer must keep the truancy enforcement authorities supplied with a copy of the board's current policy certified by the clerk of the board.





Additional information

Use the alphabet chart placemat

Your child will receive a laminated copy of the following alphabet chart placemat (on page 22) during his or her school's kindergarten registration event.

Use this extra copy in the car or hang on the refrigerator at home for reference.

Help your child "Chant the chart" everyday to learn letters and sounds.

Point to uppercase A. Say "A." Point to lowercase A, say "a." Point to the picture of an apple, say "apple." Continue through the alphabet. Your child will be saying, "A, a, apple. B, b, bat, etc."

Adventures Plus school-age childcare

This fee-based program is offered by Anoka-Hennepin Community Education to provide a choice for parents who are looking for a high quality in-school care option for before and after school. A variety of options are available for your family, including before-school care (6:30 a.m. to school start time), after-school care (school dismissal time to 6 p.m.), and all-day care on non-school days.

Adventures Plus aims to develop the whole child by providing age-appropriate learning experiences and opportunities. Adventures Plus uses a theme-based curriculum with activities that include art, crafts, dance/movement, drama, literature, sports, cooking, music, games, science discovery, sensory play, small and large group activities, outdoor play, and field trips. In addition, children may choose to participate in a variety of clubs based on their interest. Adventures Plus also supports the school day by providing students with opportunities for homework assistance.



Summer child care

Adventures Plus also offers a summer care option for families with children entering kindergarten in the fall. This program helps to prepare incoming kindergarten students for Adventures Plus and to ease the adjustment and transition for both children and parents to the upcoming school experience.

The program includes skill development such as letter and number recognition, basic concepts of print, oral language, reading comprehension skills, group participation and social interaction.

Once your child completes kindergarten, Adventures Plus also offers summer care options for children in grades 1-5.






















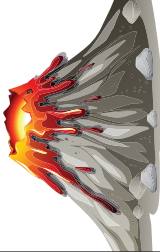




For more information about the Adventures Plus program, please call 763-506-1400 or visit ahschools.us/adventuresplus.

Community Education Youth Activities and Classes

Anoka-Hennepin Community Education provides fun activities and learning opportunities for children. The Community Schools program is dedicated to student success by providing quality programs year-round in safe, accessible environments to enhance the positive growth of youth. Each elementary and middle school in the Anoka-Hennepin School District has a Community Schools office which coordinates a wide variety of courses, clubs, camps and clinics to enhance your child's academic and social experiences while away from school. Families are welcome to enroll in enrichment opportunities offered at their child's school or at any school, districtwide. Activities are offered after-school, in the evening and on the weekend. Take a look at the current offerings at:

ahschools.us/communityeducation

My Alphabet Chart

Aa  apple	Bb  bat	Cc  camel	Dd  dolphin	Ee  egg	Ff  fire	Gg  guitar
Hh  hippo	Ii  insect	Jj  jump	Kk  koala	Ll  lemon	Mm  map	Nn  nest
Oo  octopus	Pp  piano	Qq  queen	Rr  rose	Ss  sun	Tt  turtle	Uu  umbrella
Vv  volcano	Ww  window	Xx  box	Yy  yo-yo	Zz  zipper	<p>Parents/Guardians: Help your child "Chant the chart" every day to learn letters and sounds. Point to uppercase A. Say "A." Point to lowercase A, say "A." Continue picture of apple, say "apple." Continue through the alphabet. Your child will be saying, "A, a, apple. B, b bat, etc."</p>	

Additional Information

GET CONNECTED

Anoka-Hennepin School District website

Includes information on everything from school lunch menus and school supply lists to news and detailed budget documents. Check it out at: ahschools.us.

A-HConnect parent portal

Provides parents and guardians information about their children through a secure website: ahconnect.ahschools.us or click the lock and key icon on any district or school website.

Parents/guardians are issued usernames and passwords. Call 763-506-HELP (4357) 7 a.m. to 4:30 p.m. Mon.-Fri. on school days; until 4 p.m. on non-school days Mon.-Fri.

Backpack Online e-newsletter

Backpack Online e-newsletter delivers news to your email inbox. Sign up at ahschools.us/backpackonline.

School News

Get links to school news pages, social media sites and e-newsletters at ahschools.us/schoolnews.

Action of the School Board

Summarizes every School Board meeting. Available online: ahschools.us/ActionSB.

Watch live and archived School Board meetings online:

Meetings are available to view online: ahschools.us/SBstream.

Focus newsletter

Is mailed triannually to all residents of the Anoka-Hennepin School District. Also available in PDF format: ahschools.us/Focus.

School and program events calendar

View upcoming school and program event dates open to the public: ahschools.us/calendar.

Social media



facebook.com/ahschools



youtube.com/anokahennepin



twitter.com/ahschools



instagram.com/ahschools

Additional Information

ANOKA-HENNEPIN ELEMENTARY SCHOOLS DIRECTORY

Adams

Main 763-506-1600 CS Phone 506-1612
A+ Phone 506-1613 VSC Phone 506-1625
8989 Sycamore St. NW, Coon Rapids 55433
ahschools.us/adams

Andover

Main 763-506-1700 CS Phone 506-1712
A+ Phone 506-1713 VSC Phone 506-1723
14950 Hanson Blvd. NW, Andover 55304
ahschools.us/andover

Brookside

Main 763-433-5200 CS Phone 433-5212
A+ Phone 433-5213
17003 Nowthen Blvd., Ramsey, 55303
ahschools.us/brookside

Champlin-Brooklyn Park Academy for Math and Environmental Science

Main 763-506-6000 CS Phone 506-6012
A+ Phone 506-6013 VSC Phone 506-6030
6100-109th Ave., Champlin 55316
ahschools.us/cbpames

Crooked Lake

Main 763-506-2100 CS Phone 506-2112
A+ Phone 506-2113 VSC Phone 506-2130
2939 Bunker Lake Blvd. NW, Andover 55304
ahschools.us/crookedlake

Dayton

Main 763-506-2200 CS Phone 506-2212
A+ Phone 506-2213 VSC Phone 506-2230
12000 S. Diamond Lake Road, Dayton 55327
ahschools.us/dayton

Eisenhower

Main 763-506-2300 CS Phone 506-2312
A+ Phone 506-2313 VSC Phone 506-2340
151 Northdale Blvd., Coon Rapids 55448
ahschools.us/eisenhower

Evergreen Park STEM School of Innovation

Main 763-506-2500 CS Phone 506-2512
A+ Phone 506-2513 VSC Phone 506-2560
7020 Dupont Ave. N, Brooklyn Center 55430
ahschools.us/evergreenpark

Hamilton

Main 763-506-2700 CS Phone 506-2712
A+ Phone 506-2713 VSC Phone 506-2730
1374-111 Ave. NW, Coon Rapids 55433
ahschools.us/hamilton

Hoover Biomedical, Health Sciences, and Engineering

Main 763-506-2800 CS Phone 506-2812
A+ Phone 506-2813 VSC Phone 506-2830
2369-109 Ave. NW, Coon Rapids 55433
ahschools.us/hoover

Jefferson

Main 763-506-2900 CS Phone 506-2912
A+ Phone 506-2913 VSC Phone 506-2930
11331 Jefferson St. NE, Blaine 55434
ahschools.us/jefferson

Johnsville

Main 763-506-3000 CS Phone 506-3012
A+ Phone 506-3013 VSC Phone 506-3030
991-125 Ave. NE, Blaine 55434
ahschools.us/johnsville

Lincoln Elementary School for the Arts

Main 763-506-3100 CS Phone 506-3112
A+ Phone 506-3113 VSC Phone 506-3130
540 South St., Anoka 55303
ahschools.us/lincoln

Madison

Main 763-506-3300 CS Phone 506-3312
A+ Phone 506-3313 VSC Phone 506-3340
650 Territorial Rd. NE, Blaine 55434
ahschools.us/madison

McKinley

Main 763-506-3400 CS Phone 506-3412
A+ Phone 506-3413 VSC Phone 506-3430
1740 Constance Blvd. NE, Ham Lake 55304
ahschools.us/mckinley

Mississippi

Main 763-506-3500 CS Phone 506-3512
A+ Phone 506-3513 VSC Phone 506-3537
10620 Direct River Drive NW, Coon Rapids 55433
ahschools.us/mississippi

Monroe - Mathematics, Science and Children's Engineering

Main 763-506-3600 CS Phone 506-3612
A+ Phone 506-3613 VSC Phone 506-3630
901 Brookdale Dr. N, Brooklyn Park 55444
ahschools.us/monroe

Morris Bye

Main 763-506-3700 CS Phone 506-3712
A+ Phone 506-3713 VSC Phone 506-3730
11931 Crooked Lake Blvd., Coon Rapids 55433
ahschools.us/morrisbye

Oxbow Creek

Main 763-506-3800 CS Phone 506-5312
A+ Phone 506-3813 VSC Phone 506-3830
6505-109th Ave. N, Champlin 55316
ahschools.us/oxbowcreek

Ramsey

Main 763-506-4000 CS Phone 506-4012
A+ Phone 506-4013 VSC Phone 506-4073
15000 Nowthen Blvd., Ramsey 55303
ahschools.us/ramsey

Rum River

Main 763-506-8200 CS Phone 506-8212
A+ Phone 506-8213 VSC Phone 506-8230
16950 Verdin St. NW, Andover 55304
ahschools.us/rumriver

Sand Creek

Main 763-506-4300 CS Phone 506-4312
A+ Phone 506-4313 VSC Phone 506-4375
12156 Olive St. NW, Coon Rapids 55448
ahschools.us/sandcreek

Sunrise

Main 763-433-5000 CS Phone 433-5012
A+ Phone 433-5013
12576 Lever St. NE, Blaine, 55449
ahschools.us/sunrise

University Avenue - Aerospace, Children's Engineering and Science

Main 763-506-4500 CS Phone 506-4512
A+ Phone 506-4513 VSC Phone 506-4530
9901 University Ave. NE, Blaine 55434
ahschools.us/university

Wilson

Main 763-506-4700 CS Phone 506-4712
A+ Phone 506-4713 VSC Phone 506-4755
1025 Sunny Lane, Anoka 55303
ahschools.us/wilson

Abbreviation Key

- CS = Community School
- A+ = Adventures Plus school-age child care
- VSC = Volunteer Services Coordinator

Arabic

إذا كنتم ترغبون في الحصول على نسخة مترجمة من هذه الوثيقة و/أو المزيد من المساعدة، يرجى الاتصال بمدرسة طفلكم أو بمركز الترحيب بالعائلات Family Welcome Center على رقم الهاتف (763-433-4680).

Bosnian

Ako želite prijevod ovog dokumenta i/ili dodatnu pomoć, molimo kontaktirajte školu vašeg djeteta ili Centar za dobrodošlicu obiteljima (Family Welcome Center) (763-433-4680).

Chinese

如果您想得到本文的译文以及/或进一步的帮助，请与您孩子的学校或家庭欢迎中心联系 (Family Welcome Center) (763-433-4680).

English

If you would like a translated version of this document and/or further assistance, please contact your child's school or the Family Welcome Center (763-433-4680).

Hmong

Yog koj xav tau ib qhov txhais ua lus rau daim ntawv no thiab/losyog kev pab ntxiv, thov cuag nrog koj tus menyuam lub tsev kawm ntawv los yog qhov Chaw Tos Txais Tsev Neeg (Family Welcome Center) (763-433-4680).

Laotian

ຖ້າຫາກວ່າ ທ່ານຕ້ອງການເອກະສານນີ້ທີ່ແປແລ້ວ ແລະ/ຫລື ການຊ່ວຍເຫລືອອື່ນໆ, ກະລຸນາຕິດຕໍ່ນໍາ ໂຮງຮຽນຂອງລູກທ່ານ ຫລື Family Welcome Center (ສູນຕ້ອນຮັບຄອບຄົວ ໂທ 763-433-4680).

Oromo

Yoo hiika xalayaa kanaa fi/ykn. gargaarsa biraa barbaadde, maaloo mana barnoota daa'ima kee tti ykn. Waltajjii Simannaa Maatii (Family Welcome Center) qunnami (763-433-4680)

Romanian

Daca doriti o copie tradusa a acestui document si/sau aveti nevoie de altfel de ajutor, va rugam sa contactati scoala de care apartine copilul dumneavoastra, sau Centrul de Intr-ajutorare de Familie (Family Welcome Center) (763-433-4680).

Russian

Если вам необходим перевод этого документа и/или дальнейшее содействие, пожалуйста, свяжитесь со школой вашего ребенка или позвоните в Центр семьи (Family Welcome Center) по телефону (763-433-4680).

Somali

Haddaad u baahatid dokumiintigaan noocisa turjuman iyo/ama caawimo dheeraad ah, fadlan la xariir dugsiga ubadkaaga ama Xarunta Soodhoweynta Qoyska (Family Welcome Center) (763-433-4680).

Spanish

Si desea una versión traducida de este documento o más información, haga el favor de ponerse en contacto con la escuela de su hijo/a o el Centro de Bienvenida a la Familia (Family Welcome Center) (763-433-4680).

Vietnamese

Nếu muốn một bản chuyển ngữ của tài liệu này và/hoặc muốn được giúp đỡ thêm, xin liên lạc với trường của con quý vị hoặc gọi đến Trung Tâm Tiếp Đón Gia Đình (Family Welcome Center) tại số 763-433-4680.

